

Independent Auditor's Report

To The Members of

Takyon Networks Limited (Formerly known as Takyon Networks Private Limited)

Report on the Audit of the Standalone Financial Statements

Opinion

We have audited the accompanying Standalone Financial Statements of **Takyon Networks Limited (Formerly known as Takyon Networks Private Limited)** ("the Company"), which comprise the Balance Sheet as at 31st March, 2025, the Statement of Profit and Loss, and the Statement of Cash Flows for the year ended on that date, and a summary of the significant accounting policies and other explanatory information (hereinafter referred to as "the Standalone Financial Statements").

In our opinion and to the best of our information and according to the explanations given to us, the aforesaid Standalone Financial Statements give the information required by the Companies Act, 2013 ("the Act") in the manner so required and give a true and fair view in conformity with the Accounting Standards prescribed (AS) under section 133 of the Act and other accounting principles generally accepted in India, of the state of affairs of the Company as at 31st March, 2025, and its profit and its cash flows for the year ended on that date.

Basis for opinion

We conducted our audit of the Standalone Financial Statements in accordance with the Standards on Auditing specified under section 143(10) of the Act (SAs). Our responsibilities under those Standards are further described in the Auditor's Responsibilities for the Audit of the Standalone Financial Statements section of our report. We are independent of the Company in accordance with the Code of Ethics issued by the Institute of Chartered Accountants of India (ICAI) together with the independence requirements that are relevant to our audit of the Standalone Financial Statements under the provisions of the Act and the Rules made there under, and we have fulfilled our other ethical responsibilities in accordance with these requirements and the ICAI's Code of Ethics. We believe that the audit evidence we have obtained is sufficient and appropriate to provide a basis for our audit opinion on the Standalone Financial Statements.

Information Other than the Standalone Financial Statements and Auditor's Report Thereon

The Company's Board of Directors is responsible for the preparation of the other information. The other information comprises the information included in the Management Discussion and Analysis, Board's Report including Annexures to Board's Report, Business Responsibility Report, Corporate Governance and Shareholder's Information, but does not include the Standalone Financial Statements and our auditor's report thereon.

Our opinion on the Standalone Financial Statements does not cover the other information and we do not express any form of assurance conclusion thereon.

In connection with our audit of the Standalone Financial Statements, our responsibility is to read the other information and, in doing so, consider whether the other information is materially inconsistent with the



Standalone Financial Statements or our knowledge obtained during the course of our audit or otherwise appears to be materially misstated.

If, based on the work we have performed, we conclude that there is a material misstatement of this other information, we are required to report that fact. We have nothing to report in this regard.

Management's Responsibility for the Standalone Financial Statements

The Company's Board of Directors is responsible for the matters stated in section 134(5) of the Act with respect to the preparation of these Standalone Financial Statements that give a true and fair view of the financial position, financial performance and cash flows of the Company in accordance with the AS and other accounting principles generally accepted in India. This responsibility also includes maintenance of adequate accounting records in accordance with the provisions of the Act for safeguarding the assets of the Company and for preventing and detecting frauds and other irregularities; selection and application of appropriate accounting policies; making judgments and estimates that are reasonable and prudent; and design, implementation and maintenance of adequate internal financial controls, that were operating effectively for ensuring the accuracy and completeness of the accounting records, relevant to the preparation and presentation of the Standalone Financial Statements that give a true and fair view and are free from material misstatement, whether due to fraud or error.

In preparing the Standalone Financial Statements, management is responsible for assessing the Company's ability to continue as a going concern, disclosing, as applicable, matters related to going concern and using the going concern basis of accounting unless management either intends to liquidate the Company or to cease operations, or has no realistic alternative but to do so.

The Board of Directors are responsible for overseeing the Company's financial reporting process.

Auditor's Responsibilities for the Audit of the Standalone Financial Statements

Our objectives are to obtain reasonable assurance about whether the Standalone Financial Statements as a whole are free from material misstatement, whether due to fraud or error, and to issue an auditor's report that includes our opinion. Reasonable assurance is a high level of assurance, but is not a guarantee that an audit conducted in accordance with SAs will always detect material misstatement when it exists. Misstatements can arise from fraud or error and are considered material if, individually or in the aggregate, they could reasonably be expected to influence the economic decisions of users taken on the basis of these Standalone Financial Statements.

As part of an audit in accordance with SAs, we exercise professional judgment and maintain professional scepticism throughout the audit. We also:

- Identify and assess the risks of material misstatement of the Standalone Financial Statements, whether due to fraud or error, design and perform audit procedures responsive to those risks, and obtain audit evidence that is sufficient and appropriate to provide a basis for our opinion. The risk of not detecting a material misstatement resulting from fraud is higher than for one resulting from error, as fraud may involve collusion, forgery, intentional omissions, misrepresentations, or the override of internal control.
- Obtain an understanding of internal financial controls relevant to the audit in order to design audit procedures that are appropriate in the circumstances. Under section 143(3)(i) of the Act, we are also responsible for expressing our opinion on whether the Company has adequate internal financial controls system in place and the operating effectiveness of such controls.



- Evaluate the appropriateness of accounting policies used and the reasonableness of accounting estimates and related disclosures made by management.
- Conclude on the appropriateness of management's use of the going concern basis of accounting and, based on the audit evidence obtained, whether a material uncertainty exists related to events or conditions that may cast significant doubt on the Company's ability to continue as a going concern. If we conclude that a material uncertainty exists, we are required to draw attention in our auditor's report to the related disclosures in the Standalone Financial Statements or, if such disclosures are inadequate, to modify our opinion. Our conclusions are based on the audit evidence obtained up to the date of our auditor's report. However, future events or conditions may cause the Company to cease to continue as a going concern.
- Evaluate the overall presentation, structure and content of the Standalone Financial Statements, including the disclosures, and whether the Standalone Financial Statements represent the underlying transactions and events in a manner that achieves fair presentation.

We consider quantitative materiality and qualitative factors in (i) planning the scope of our audit work and in evaluating the results of our work; and (ii) to evaluate the effect of any identified misstatements in the Standalone Financial Statements.

We communicate with those charged with governance regarding, among other matters, the planned scope and timing of the audit and significant audit findings, including any significant deficiencies in internal control that we identify during our audit.

We also provide those charged with governance with a statement that we have complied with relevant ethical requirements regarding independence, and to communicate with them all relationships and other matters that may reasonably be thought to bear on our independence, and where applicable, related safeguards.

From the matters communicated with those charged with governance, we determine those matters that were of most significance in the audit of the Standalone Financial Statements of the current period and are therefore the key audit matters. We describe these matters in our auditor's report unless law or regulation precludes public disclosure about the matter or when, in extremely rare circumstances, we determine that a matter should not be communicated in our report because the adverse consequences of doing so would reasonably be expected to outweigh the public interest benefits of such communication.

Report on Other Legal and Regulatory Requirements

- 1) As required by Section 143(3) of the Act, based on our audit we report that:
 - a) We have sought and obtained all the information and explanations which to the best of our knowledge and belief were necessary for the purposes of our audit.
 - b) In our opinion, proper books of account as required by law have been kept by the Company so far as it appears from our examination of those books.
 - c) The Balance Sheet, the Statement of Profit and Loss, and the Statement of Cash Flow dealt with by this Report are in agreement with the relevant books of account.
 - d) In our opinion, the aforesaid Standalone Financial Statements comply with the AS specified under Section 133 of the Act, read with Rule 7 of the Companies (Accounts) Rules, 2014.



- e) On the basis of the written representations received from the directors as on 31st March, 2025 taken on record by the Board of Directors, none of the directors is disqualified as on 31st March, 2025 from being appointed as a director in terms of Section 164 (2) of the Act.
- f) With respect to the adequacy of the internal financial controls over financial reporting of the Company and the operating effectiveness of such controls, refer to our separate Report in “**Annexure A**”. Our report expresses an unmodified opinion on the adequacy and operating effectiveness of the Company’s internal financial controls over financial reporting.
- g) With respect to the other matters to be included in the Auditor’s Report in accordance with the requirements of section 197(16) of the Act, as amended:
In our opinion and to the best of our information and according to the explanations given to us, the remuneration paid by the Company to its directors during the year is in accordance with the provisions of section 197 of the Act.
- h) With respect to the other matters to be included in the Auditor’s Report in accordance with Rule 11 of the Companies (Audit and Auditors) Rules, 2014, as amended in our opinion and to the best of our information and according to the explanations given to us:
- i) The Company has disclosed impact of pending litigations which would impact its financial position note no. 31 to the standalone financial statements.
 - ii) The Company did not have any long-term contracts including derivative contracts; as such the question of commenting on any material foreseeable losses thereon does not arise.
 - iii) There was no amount which was required to be transferred to the Investor Education and Protection Fund by the company.
- iv) (a) The management has represented that, to the best of its knowledge and belief, other than as disclosed in the notes to the accounts, no funds have been advanced or loaned or invested (either from borrowed funds or share premium or any other sources or kind of funds) by the company to or in any other person(s) or entity(ies), including foreign entities (“Intermediaries”), with the understanding, whether recorded in writing or otherwise, that the Intermediary shall, whether, directly or indirectly lend or invest in other persons or entities identified in any manner whatsoever by or on behalf of the company (“Ultimate Beneficiaries”) or provide any guarantee, security or the like on behalf of the Ultimate Beneficiaries;
- (b) The management has represented, that, to the best of its knowledge and belief, other than as disclosed in the notes to the accounts, no funds have been received by the company from any person(s) or entity(ies), including foreign entities (“Funding Parties”), with the understanding, whether recorded in writing or otherwise, that the company shall, whether, directly or indirectly, lend or invest in other persons or entities identified in any manner whatsoever by or on behalf of the Funding Party (“Ultimate Beneficiaries”) or provide any guarantee, security or the like on behalf of the Ultimate Beneficiaries.
- (c) Based on audit procedures which we considered reasonable and appropriate in the circumstances, nothing has come to their notice that has caused them to believe that the representations under sub-clause (a) and (b) contain any material mis-statement.



- v) The company has not declared or paid any dividend during the year.
- vi) Based on our examination, which included test checks, the Company has used accounting software systems for maintaining its books of account for the financial year ended March 31, 2025 which have the feature of recording audit trail (edit log) facility and the same has operated throughout the year for all relevant transactions recorded in the software systems. Further, during the course of our audit we did not come across any instance of the audit trail feature being tampered with and the audit trail has been preserved by the Company as per the statutory requirements for record retention
- 2) As required by the Companies (Auditor's Report) Order, 2020 ("the Order") issued by the Central Government in terms of Section 143(11) of the Act, we give in "**Annexure B**" a statement on the matters specified in paragraphs 3 and 4 of the Order.

For ADV & ASSOCIATES
Chartered Accountants
Firm Registration number: 128045W



Vijay Jaju
Partner
Membership number: 613332
UDIN: 25613332BMLERA9734
Place: Mumbai
Date: 27th June, 2025



Annexure “A” to the Independent Auditor’s Report

(Referred to in paragraph 1(f) under ‘Report on Other Legal and Regulatory Requirements’ section of our report to the Members of **Takyon Networks Limited (Formerly known as Takyon Networks Private Limited)** of even date)

Report on the Internal Financial Controls Over Financial Reporting under Clause (i) of Sub-section 3 of Section 143 of the Companies Act, 2013 (“the Act”)

Management’s Responsibility for Internal Financial Controls

The Board of Directors of the Company is responsible for establishing and maintaining internal financial controls based on the internal control over financial reporting criteria established by the Company considering the essential components of internal control stated in the Guidance Note on Audit of Internal Financial Controls over Financial Reporting issued by the Institute of Chartered Accountants of India. These responsibilities include the design, implementation and maintenance of adequate internal financial controls that were operating effectively for ensuring the orderly and efficient conduct of its business, include in adherence to respective company’s policies, the safeguarding of its assets, the prevention and detection of frauds and errors, the accuracy and completeness of the accounting records, and the timely preparation of reliable financial information, as required under the Companies Act, 2013.

Auditor’s Responsibility

Our responsibility is to express an opinion on the internal financial controls over financial reporting of the Company based on our audit. We conducted our audit in accordance with the Guidance Note on Audit of Internal Financial Controls Over Financial Reporting (the “Guidance Note”) issued by the Institute of Chartered Accountants of India and the Standards on Auditing prescribed under Section 143(10) of the Companies Act, 2013, to the extent applicable to an audit of internal financial controls. Those Standards and the Guidance Note require that we comply with ethical requirements and plan and perform the audit to obtain reasonable assurance about whether adequate internal financial controls over financial reporting was established and maintained and if such controls operated effectively in all material respects.

Our audit involves performing procedures to obtain audit evidence about the adequacy of the internal financial controls system over financial reporting and their operating effectiveness. Our audit of internal financial controls over financial reporting included obtaining an understanding of internal financial controls over financial reporting, assessing the risk that a material weakness exists, and testing and evaluating the design and operating effectiveness of internal control based on the assessed risk.

The procedures selected depend on the auditor’s judgement, including the assessment of the risks of material misstatement of the Standalone Financial Statements, whether due to fraud or error.

We believe that the audit evidence we have obtained, is sufficient and appropriate to provide a basis for our audit opinion on the internal financial controls system over financial reporting of the Company.



Meaning of Internal Financial Controls over Financial Reporting

A company's internal financial control over financial reporting is a process designed to provide reasonable assurance regarding the reliability of financial reporting and the preparation of Standalone Financial Statements for external purposes in accordance with generally accepted accounting principles. A company's internal financial control over financial reporting includes those policies and procedures that (1) pertain to the maintenance of records that, in reasonable detail, accurately and fairly reflect the transactions and dispositions of the assets of the company; (2) provide reasonable assurance that transactions are recorded as necessary to permit preparation of Standalone Financial Statements in accordance with generally accepted accounting principles, and that receipts and expenditures of the company are being made only in accordance with authorisations of management and directors of the company; and (3) provide reasonable assurance regarding prevention or timely detection of unauthorised acquisition, use, or disposition of the company's assets that could have a material effect on the Standalone Financial Statements.

Limitations of Internal Financial Controls over Financial Reporting


Because of the inherent limitations of internal financial controls over financial reporting, including the possibility of collusion or improper management override of controls, material misstatements due to error or fraud may occur and not be detected.

Also, projections of any evaluation of the internal financial controls over financial reporting to future periods are subject to the risk that the internal financial control over financial reporting may become inadequate because of changes in conditions, or that the degree of compliance with the policies or procedures may deteriorate.

Opinion

We have audited the internal financial controls with reference to standalone financial statements of **Takyon Networks Limited (Formerly known as Takyon Networks Private Limited)** ("the Company") as of 31st March 2025 in conjunction with our audit of the standalone financial statements of the Company as at and for the year ended on that date. In our opinion, the Company has, in all material respects, adequate internal financial controls with reference to standalone financial statements and such internal financial controls were operating effectively as at 31st March 2025, based on the internal financial controls with reference to standalone financial statements criteria established by the Company considering the essential components of internal control stated in the Guidance Note on Audit of Internal Financial Controls Over Financial Reporting issued by the Institute of Chartered Accountants of India.

For ADV & ASSOCIATES
Chartered Accountants
Firm Registration number:128045W


Vijay Jaju
Partner
Membership number: 613332
UDIN: 25613332BMLERA9734
Place: Mumbai
Date: 27th June, 2025



Annexure 'B' to the Independent Auditor's Report

(Referred to in paragraph 2 under 'Report on Other Legal and Regulatory Requirements' section of our report to the Members of **Takyon Networks Limited (Formerly known as Takyon Networks Private Limited)** of even date)

i) In respect of the Company's Property, Plant and Equipment's and Intangible Assets:

- (a) 1. According to the information and explanations given to us, the Company has maintained proper records showing full particulars, however quantitative details and situation of fixed assets is not mentioned;
2. According to the information and explanations given to us, the Company has maintained proper records showing full particulars of Intangible Assets.
- (b) The Fixed Assets have been physically verified by the management in a phased manner which, in our opinion, is reasonable having regard to the size of the company and nature of its assets. Pursuant to the program, a portion of the fixed asset has been physically verified by the management during the year and no material discrepancies between the book's records and the physical fixed assets have been noticed.
- (c) According to the information and explanations given to us and the records examined by us and based on the examination of the registered sale deed provided to us, we report that, the title deeds, comprising all the immovable properties of land and buildings which are freehold, are held in the name of the Company as at the balance sheet date except below:

Relevant line item in the Balance sheet	Description of item of property	Gross carrying value	Whether title deed holder is a promoter, director or relative# of promoter*/director or employee of promoter/director	Property held since which date	Reason for not being held in the name of the company**
PPE	Building	83.59	Yes, Property Held by Promoter	02/07/2018	-

- (d) The Company has not revalued any of its Property, Plant and Equipment (including right-of-use assets) and intangible assets during the year.
- (e) No proceedings have been initiated during the year or are pending against the Company as at March 31, 2025 for holding any benami property under the Benami Transactions (Prohibition) Act, 1988 (as amended in 2016) and rules made there under.

ii)

- a) The management has conducted physical verification of inventory at reasonable intervals during the year, in our opinion, the coverage and procedure of such verification by the management is appropriate. As informed to us, any discrepancies of 10% or more in the aggregate for each class of inventory were not noticed on such verification. However, there is unbilled stock of Rs. 198.11 Lakhs as on 31.03.2025 which is not physically verified.



- b) Based on the information and explanations given to us, the company has been sanctioned working capital limits in excess of Rs.5 crores in aggregate, from banks and financial institutions on the basis of security of current asset during the year; the periodic statements filed by the company with such banks and financial institutions are in agreement with the books of account of the company except below:

Particulars	Period	As per Books	As per Statement	Difference	Reason for Difference
Stock	September, 2024	857.75	994.85	137.10	-
Stock	December, 2024	751.48	934.61	183.13	-

- iii) According the information and explanations given to us, the Company has not granted loan any person therefore clause 3(iii) (a) to (f) not applicable.
- iv) In our opinion and according to the information and explanations given to us, the Company has complied with the provisions of Sections 185 and 186 of the Act in respect of grant of loans, making investments and providing guarantees and securities wherever applicable.
- v) The Company has not accepted deposits during the year and does not have any unclaimed deposits as at 31st March, 2025 and therefore, the provisions of the clause 3 (v) of the Order are not applicable to the Company.
- vi) To the best of our knowledge and according to the information and explanations given to us, the Central Government has not prescribed the maintenance of cost records under section 148(1) of the act for any of the services rendered by the company.
- vii) According to the information and explanations given to us, in respect of statutory dues:
- a) According to information and explanations given to us and on the basis of our examination of the books of account, and records, the Company has generally been regular in depositing undisputed statutory dues
- b) According to the information and explanations given to us, no undisputed amounts payable in respect of the above were in arrears as at 31st March, 2025 for a period of more than six months from the date on when they become payable.
- c) According to the information and explanations given to us, there are no dues of income tax, duty of excise and service tax and value added tax have not been deposited with the appropriate authorities on account of any dispute except below:



(Rs. In lakhs)

Name of the statute	Nature of the dues	Period to which the amount Relates	Amount	Forum where dispute is pending
Income Tax Act, 1961	TDS	Various Years	1.85	-

- viii) According to the information and explanations given to us and on the basis of our examination of the records of the Company, the Company has not surrendered or disclosed any transactions, previously unrecorded as income in the books of account, in the tax assessments under the Income-tax Act, 1961 as income during the year.
- ix) (a) In our opinion and according to the information and explanations given to us, the Company has not defaulted in the repayment of dues to banks and financial institutions.
(b) According to the information and explanations given to us and on the basis of our audit procedures, we report that the Company has not been declared Wilful Defaulter by any bank or financial institution or government or any government authority.
(c) In our opinion, and according to the information and explanations given to us, the term loans have been applied, on an overall basis, for the purposes for which they were obtained.
(d) According to the information and explanations given to us, and the procedures performed by us, and on an overall examination of the financial statements of the Company, funds raised on short-term basis have, prima facie, not been used during the year for long-term purposes by the Company.
(e) According to the information and explanations given to us and on an overall examination of the financial statements of the Company, we report that the Company has not taken any funds from any entity or person on account of or to meet the obligations of its subsidiaries as defined under the Companies Act, 2013. Accordingly, clause 3(ix)(e) of the Order is not applicable.
(f) According to the information and explanations given to us and procedures performed by us, we report that the Company has not raised loans during the year on the pledge of securities held in its subsidiaries as defined under the Companies Act, 2013. Accordingly, clause 3(ix)(f) of the Order is not applicable.
- x) (a) The Company has not raised any moneys by way of initial public offer or further public offer (including debt instruments). Accordingly, clause 3(x)(a) of the Order is not applicable.
(b) According to the information and explanations given to us and on the basis of our examination of the records of the Company, the Company has made private placement of 3,32,781 shares during the year and the same is in accordance with section 42 and section 62 of the Companies Act, 2013. As per explanations given to us the funds raised, have been used for the purposes they were raised.
- xi) (a) Based upon the audit procedures performed and the information and explanations given by the management, we report that no fraud by the Company or on the Company by its officers or employees has been noticed or reported during the year.
(b) No report under sub-section (12) of section 143 of the Companies Act has been filed in Form ADT-4 as prescribed under rule 13 of Companies (Audit and Auditors) Rules, 2014 with the Central



Government, during the year and upto the date of this report.

(c) According to the information and explanations given to us, vigil mechanism is not applicable to the Company during the year. Accordingly, clause 3(xi) (c) of the Order is not applicable.

xii) The Company is not a Nidhi Company and hence reporting under clause 3 (xii) of the Order is not applicable to the Company.

xiii) In our opinion, all transactions with the related parties are in compliance with section 177 and 188 of Companies Act, 2013 and the details have been disclosed in the Financial Statements as required by the applicable accounting standards.

xiv) In our opinion and according to the information and explanations given to us, the Company is not required to have an internal audit system and hence reporting under clause 3 (xiv) (a) and (b) of the Order is not applicable to the Company.

xv) In our opinion and according to the information and explanations given to us, the Company has not entered into any non-cash transactions with its directors or persons connected to its directors and hence, provisions of Section 192 of the Companies Act, 2013 are not applicable to the Company.

xvi)(a) In our opinion, the Company is not required to be registered under section 45-IA of the Reserve Bank of India Act, 1934. Hence, reporting under clause 3(xvi)(a) of the Order is not applicable.

(b) The Company has not conducted non-banking financial / housing finance activities during the year. Accordingly, the reporting under Clause 3(xvi)(b) of the Order is not applicable to the Company.

(c) The Company is not a Core Investment Company (CIC) as defined in the regulations made by the Reserve Bank of India. Accordingly, the reporting under Clause 3(xvi)(c) of the Order is not applicable to the Company.

(d) In our opinion, there is no core investment company within the Group (as defined in the Core Investment Companies (Reserve Bank) Directions, 2016) and accordingly reporting under clause 3(xvi)(d) of the Order is not applicable.

xvii) The Company has not incurred cash losses during the financial year covered by our audit and the immediately preceding financial year.

xviii) There has been resignation of the statutory auditors during the year and we have taken into consideration the issues, objections or concerns raised by the outgoing auditors.



- xix) On the basis of the financial ratios, ageing and expected dates of realisation of financial assets and payment of financial liabilities, other information accompanying the financial statements and our knowledge of the Board of Directors and Management plans and based on our examination of the evidence supporting the assumptions, nothing has come to our attention, which causes us to believe that any material uncertainty exists as on the date of the audit report indicating that Company is not capable of meeting its liabilities existing at the date of balance sheet as and when they fall due within a period of one year from the balance sheet date. We, however, state that this is not an assurance as to the future viability of the Company. We further state that our reporting is based on the facts up to the date of the audit report and we neither give any guarantee nor any assurance that all liabilities falling due within a period of one year from the balance sheet date, will get discharged by the Company as and when they fall due
- xx) The company is not required to spent the amount of Corporate Social Responsibility as required under sub section (5) of section 135 of the act. Accordingly, the reporting under Clause 3(xx) of the Order is not applicable to the Company.

For ADV & Associates
Chartered Accountants
Firm Registration number: 128045W



Vijay Jaju
Partner
Membership number: 613332
UDIN: 25613332BMLERA9734
Place: Mumbai
Date: 27th June, 2025



TAKYON NETWORKS LIMITED
(Formerly known as Takyon Networks Private Limited)
 Regd. Office : CP-37, Viraj Khand - 4, Gomti Nagar, Lucknow-226010
 Email: accounts@takyon.co.in, Website: www.takyon.co.in, Tel: +91 5226656617
 CIN : U72300UP2015PLC070649

Standalone Balance Sheet As at 31st March, 2025

(Amount in Lakhs unless otherwise stated)

Particulars	Note No.	As at 31st March, 2025	As at 31st March, 2024
A EQUITY AND LIABILITIES			
1 Shareholders' Funds			
(a) Share Capital	2	1,053.00	351.00
(b) Reserves and Surplus	3	2,205.21	2,412.12
2 Non-Current Liabilities			
(a) Long-term Borrowings	4	171.28	275.45
(b) Long term Provision	5	161.92	
3 Current Liabilities			
(a) Short Term Borrowings	6	1,036.22	1,561.11
(b) Trade Payables			
(A) total outstanding dues of micro enterprises and small enterprises		131.54	82.20
(B) total outstanding dues of creditors other than micro enterprises and small enterprises	7	2,632.30	2,005.15
(c) Other Current Liabilities	8	682.36	393.71
(d) Short-term Provisions	9	50.18	
TOTAL		8,124.01	7,080.74
B ASSETS			
1 Non-Current Assets			
(a) Property, Plant and Equipment and Intangible Assets			
(i) Property, Plant and Equipment	10	256.42	198.32
(ii) Intangible assets		34.95	78.18
(b) Deferred Tax Assets	11	16.97	13.30
(c) Other Non Current Assets	12	700.51	706.12
(d) Non Current Investment	13	1.00	1.00
2 Current Assets			
(a) Inventories	14	827.13	1,130.43
(b) Trade Receivables	15	5,557.62	3,935.62
(c) Cash and bank balance	16	21.94	76.03
(d) Short-term Loans and Advance	17	92.98	172.21
(e) Other Current Assets	18	614.50	769.52
TOTAL		8,124.01	7,080.74

See accompanying notes to the financial statements, as under
 Significant Accounting Policies
 Notes to the Standalone Financial Statements

1
2-37

For A D V & Associates
 Chartered Accountants
 FRN:128045W



Vijay Jaju
 Partner
 Membership No.: 613332
 Place: Mumbai
 Date: 27th June, 2025
 UDIN: 25613332BMLERA9734

For Takyon Networks Limited
 (Formerly known as Takyon Networks Private Limited)



Vishal Kumar Sharma
 Managing Director
 DIN - 01397817

Vivek Singh
 CFO

Neeraj Kumar
 Whole time Director & CEO
 DIN: 01397836

Pooja Sharma
 Company Secretary

J

TAKYON NETWORKS LIMITED

(Formerly known as Takyon Networks Private Limited)

Regd. Office : CP-37, Viraj Khand - 4, Gomti Nagar, Lucknow-226010

Email: accounts@takyon.co.in, Website: www.takyon.co.in, Tel: +91 5226656617

CIN : U72300UP2015PLC070649

Standalone Statement of Profit and Loss Account for the Year Ended 31st March, 2025

(Amount in Lakhs unless otherwise stated)

Particulars	Note No.	For the year ended 31st March, 2025	For the year ended 31st March, 2024
Income			
I Revenue from operations	19	9,940.13	9,989.30
II Other income	20	35.63	74.45
III Total Income (I+II)		9,975.76	10,063.75
IV Expenses			
Cost of Service Provided	21	2,646.13	2,763.57
Purchase of Stock-in-Trade	22	3,338.27	3,729.75
Changes in inventories of stock-in-trade	23	303.30	430.53
Employee benefits expenses	24	1,727.48	1,537.51
Finance costs	25	243.58	322.51
Depreciation and amortisation expenses		68.47	80.31
Other expenses	26	759.03	704.78
Total Expenses		9,086.25	9,568.97
V Profit before exceptional and extraordinary items and tax		889.52	494.79
VI Exceptional items		-	-
VII Profit before extraordinary item and tax		889.52	494.79
VIII Extraordinary items		-	-
IX Profit before Tax		889.52	494.79
X Tax Expense:			
(a) Current tax expense		258.66	139.00
(b) Deferred tax		(7.29)	(2.14)
Total Tax Expense		251.37	136.86
XI Profit / (Loss) for the period from continuing operations		638.15	357.93
XII Profit / (Loss) from discontinuing operations		-	-
XIII Tax from discontinuing operations		-	-
XIV Profit/ (Loss) from discontinuing operations		-	-
XV Profit (Loss) for the Period		638.15	357.93
XVI Earning per equity share:			
(1) Basic		6.06	3.40
(2) Diluted		6.06	3.40

See accompanying notes to the financial statements, as under

Significant Accounting Policies

Notes to the Standalone Financial Statements

1

2-37

For A D V & Associates
Chartered Accountants
FRN-128045W

Vijay Jaju




Vijay Jaju
Partner
Membership No.: 613332
Place: Mumbai
Date: 27th June, 2025
UDIN: 25613332BMLERA9734

For Takyon Networks Limited
(Formerly known as Takyon Networks Private Limited)

Manish Kumar Sharma
Manish Kumar Sharma
Managing Director
DIN - 01397817

Vivek Singh
Vivek Singh
CFO



Neeraj Kumar
Neeraj Kumar
Managing Director & CEO
DIN: 01397836

Pooja Sharma
Pooja Sharma
Company Secretary

TAKYON NETWORKS LIMITED
 (Formerly known as Takyon Networks Private Limited)
 Regd Office - CP-21, Vraj Khand - 4, Gomti Nagar, Lucknow-226010
 Email: accounts@takyon.co.in, Website: www.takyon.co.in, Tel: +91 5226586111
 CIN - UT2300UP2019PLC079049
 Standalone Statement Cash Flow for the Year Ended 31st March, 2025

(Amount in Lakhs unless otherwise stated)

Particulars	For the year ended 31st March, 2025	For the year ended 31st March, 2024
Cash Flows from Operating Activities		
Net Profit Before Tax and Extra Ordinary Items	880.52	434.73
Adjustment For:		
Deprecy	10.88	-
Lease Encumbrance	16.33	-
Depreciation	58.47	80.31
Interest Received	-10.53	-42.52
Creditors or Debtors	-	-21.82
Finance Cost	343.58	322.51
Bad Debts	100.11	14.83
Operating Profit Before Working Capital Changes	1,292.82	843.80
Adjusted for (Increase)/Decrease in:		
Trade Receivables	-1,722.10	687.16
Inventories	351.90	430.13
Other Current assets	95.70	237.31
Trade Payables	388.80	24.31
Other Current Liabilities	234.85	-105.00
Short Term Loans & Advances	79.31	-10.88
Cash Generated from Operations	420.08	794.94
Net Income Tax paid/(received)	-140.42	-251.93
Net Cash flow from (used in) operating Activities	279.66	543.01
Cash Flows from Investing Activities		
Purchase of Property, Plant and Equipments (including capital work in progress & Intangible Assets)	-4.35	40.94
Other non current Assets	5.62	-57.18
Interest Income	35.83	42.32
Net Cash flow from (used in) Investing Activities	36.90	-74.92
Cash Flows from Financial Activities		
Proceeds from Long term Borrowings (including Current Maturity)	106.54	132.53
Repayment of Long term Borrowings (including Current Maturity)	-213.72	-430.49
Net increase/(Decrease) in Short Term Borrowing	-224.80	270.78
Interest Paid	-243.33	-322.51
Net Cash flow from (used in) Financing Activities	-375.28	-349.71
Net Increase (Decrease) in cash and cash equivalents	41.28	17.20
Cash and cash equivalents at beginning of period	16.53	28.82
Cash and cash equivalents at end of period	57.81	46.02

1. Components of Cash & Bank Balances

	For the year ended 31st March, 2025	For the year ended 31st March, 2024
Cash in Hand	9.27	15.81
Bank Balance	12.67	88.19
Fixed Deposits (Maturity Less than 1 Month)	-	-
Other Bank Balances:		
Deposits with original maturity for more than 1 month but less than 12 months	-	-
Total	21.94	104.00

2. Cash flow are Reported using the indirect method, which is adjusted for the effect of transactions of a non-cash nature and net debits or credits of pay or receive receipts and payments. The cash flows from regular recurring operations, financing and investing activities of the company are segregated.

* During the year 2024-25, the Company issued equity shares amounting to ₹112.90 Lakhs for convertible preference than cash (Borrowing). These transactions are classified as non-cash financing.

2024-25 as per AS 1, Para 41 and are not included under Cash Flow Statement.

Not accompanying notes to the financial statements, as under.

Significant Accounting Policies

Refer to the Standalone Financial Statements

For A D V & Associates

Chartered Accountants

FIR:1282409




Manish Kumar Sharma
 Managing Director
 DIN - 01197817

Virey Singh
 CFO

For Takyon Networks Limited
 (Formerly known as Takyon Networks Private Limited)

Neeraj Kumar
 Whole time Director & CEO
 DIN - 01197817

Neeraj Kumar
 Whole time Director & CEO
 DIN - 01197817

Pooja Sharma
 Company Secretary

Place: Lucknow
 Date: 27th June, 2025

Virey Jais
 Partner
 Membership No.: 615382
 Place: Mumbai
 Date: 27th June, 2025
 UDIN: 2061232946.FRA0734

1 Company Overview

Takyon Networks Limited was, incorporated on 12th May 2015 having its registered office at CP 37, Viraj Khand Gombi Nagar, Lucknow, Uttar Pradesh, India, 226010 and is engaged in the business of providing IT Infra solutions, enterprise networking, network security and web based surveillance services.

2 Significant Accounting Policies:

2.1 Basis of accounting and preparation of financial statements

The financial statements of the Company have been prepared in accordance with the Generally Accepted Accounting Principles in India (Indian GAAP) under historical cost convention on the accrual basis. Indian GAAP comprises mandatory accounting standards as prescribed under section 133 of the Companies Act, 2013 ('Act') read with rule 7 of Companies (Accounts) Rules, 2014, the provisions of the act (to the extent notified and applicable). The accounting policies, in all material respects, have been consistently applied by the Company and are consistent with those used in the previous year.

2.2 Use of estimates

The preparation of the financial statements in conformity with Indian GAAP requires the management to make estimates and assumptions considered in the reported amounts of assets and liabilities (including contingent liabilities) and the reported income and expenses during the year. The Management believes that the estimates used in preparation of the financial statements are prudent and reasonable. Future results could differ due to these estimates and the differences between the actual results and the estimates are recognised in the periods in which the results are known / materialise.

2.3 Revenue recognition

Revenue is recognized to the extent that it is probable that the economic benefits will flow to the Company and the revenue can be reliably measured, regardless of when the payment is being made. Revenue is measured at the fair value of the consideration received or receivable, taking into account contractually defined terms of payment and excluding taxes or duties collected on behalf of the government.

Interest income is accrued on a time proportion basis, by reference to the principle outstanding and the effective interest rate applicable.



2.4

Property, Plant and Equipment, Depreciation and amortisation

(A) Tangible Assets

- (i) Property, Plant and Equipment are stated as per Cost Model i.e., at cost less accumulated depreciation and impairment, if any;
- (ii) Costs directly attributable to acquisition are capitalized until the Property, Plant and Equipment are ready for use, as intended by the management;
- (iii) Subsequent expenditures relating to Property, Plant and Equipment are capitalized only when it is probable that future economic benefits associated with these will flow to the Company and the cost of the item can be measured reliably. Repairs & maintenance costs are recognized in the Statement of profit & Loss when incurred;
- (iv) The cost and related accumulated depreciated are eliminated from the Standalone Financial Statements upon sale or retirement of the asset and the resultant gains or losses are recognized in the Statement of Profit or Loss. Assets to be disposed of are reported at the lower of the carrying value or the fair value less cost to sell;
- (v) Depreciation on fixed assets will be calculated using the Straight Line (SLM) method, which involves applying depreciation rates prescribed under Schedule II to the Companies Act 2013, to the carrying amount of the asset. The carrying amount is reduced each year by the amount of depreciation charged.
- (vi) Depreciation methods, useful lives, and residual values are reviewed periodically, including at each financial year end.

(B) Intangible Assets

Initial Recognition

Intangible assets acquired separately are measured on initial recognition at cost. Following initial recognition, Intangible assets are carried at cost less accumulated amortization and accumulated impairment losses, if any.


Amortization

Intangible assets are amortized on straight line basis over the estimated useful economic life of the asset. The company presumes that the useful economic life of the software is ten years from the year in which it is acquired and ready to use.

2.5

Impairment

The Management periodically assesses, using external and internal sources, whether there is an indication that an asset may be impaired. An impairment loss is recognized wherever the carrying value of an asset exceeds its recoverable amount. The recoverable amount is higher of the asset's net selling price and value in use, which means the present value of future cash flows expected to arise from the continuing use of the asset and its eventual disposal. An impairment loss for an asset is reversed if, and only if, the reversal can be related objectively to an event occurring after the impairment loss was recognized. The carrying amount of an asset is increased to its revised recoverable amount, provided that this amount does not exceed the carrying amount that would have been determined (net of any accumulated amortization or depreciation) had no impairment loss been recognized for the asset in prior years.



2.6 **Inventories**

Stock in Trade

- (i) Cost of inventories comprises all cost of purchase and other costs incurred in bringing the inventories to their present location and condition.
- (ii) Inventories are valued after providing for obsolescence, as follows:
- (iii) Stock in Trade -Lower of cost and net realizable value. Cost is determined on First in First Out Method (FIFO) basis.

2.7 **Employee benefit expenses**

Short-term employee benefits:

Short-term employee benefits are recognized as an expense at the undiscounted amount in the Statement of Profit and Loss for the year which includes benefits like Salary, wages and bonus, and are recognized as expenses in the period in which the employee renders the related service.

The Company's contribution to Provident Fund is determined based on a fixed percentage of the eligible employees' salary and charged to the Statement of Profit and Loss on accrual basis.

Post- Employment Benefits:

Defined Contribution Plans

The Company has Defined Contribution Plans for post-employment benefits in the form of Provident Fund and Pension Fund for all employees which are administered by Regional Provident Fund Commissioner. Provident Fund and Pension Fund are classified as defined contribution plans as the Company has no further obligation beyond making the contributions. The Company's contributions to Defined Contribution plans are charged to the Statement of Profit and Loss as and when incurred.

Defined Benefit Plans

Non-Funded Plan: The Company has a defined benefit plan for Post-employment benefit in the form of Gratuity and Leave Encashment. Liability for the above defined benefit plan is provided on the basis of valuation, as at the Balance Sheet date, carried out by an independent actuary. The actuarial method used for measuring the liability is the Projected Unit Credit method.



2.8

Investments

Investments, which are readily realizable and intended to be held for not more than one year from the date on which such investments are made, are classified as current investments. All other investments are classified as long-term investments.

On initial recognition, all investments are measured at cost. The cost comprises purchase price and directly attributable acquisition charges such as brokerage, fees and duties.

Current investments are carried in the financial statements at lower of cost and fair value determined on an individual investment basis. Long-term investments are carried at cost. However, provision for diminution in value is made to recognize a decline other than temporary in the value of the investments.

On disposal of an investment, the difference between its carrying amount and net disposal proceeds is charged or credited to the statement of profit and loss.

2.9

Leases

Leases where the Lessor effectively retains substantially all the risks and benefits of ownership of the Leased Asset, are classified as 'Operating Leases'. Lease rentals with respect to assets taken on 'Operating Lease' are charged to Statement of Profit and Loss on a straight line basis over the lease term.

Leases which effectively transfer to the Company substantially all the risks and benefits incidental to the ownership of the leased item are classified as 'Finance Lease'. Assets acquired on Finance Lease which substantially transfer all the risks and rewards of ownership to the Company are capitalized as assets by the Company at the lower of the fair value and the present value of the minimum lease payment and a liability is created for an equivalent amount. Lease rentals payable is apportioned between the liability and finance charge so as to obtain a constant periodic rate of interest on the outstanding liability for each year. Lease rentals in respect of assets acquired under operating lease are charged to the Profit and Loss Account as incurred.

2.10

Borrowing Cost

Borrowing costs that are directly attributable to the acquisition or construction of a qualifying asset are capitalized as part of the cost of that asset till such time the asset is ready for its intended use. A qualifying asset is an asset that necessarily takes a substantial period of time to get ready for its intended use. Costs incurred in raising funds are amortized equally over the period for which the funds are acquired. All other borrowing costs are charged to profit and loss account.



2.11 Provision and contingent liabilities

A provision is recognized if, as a result of a past event, the Company has a present legal obligation that is reasonably estimable, and it is probable that an outflow of economic benefits will be required to settle the obligation. Provisions are determined by the best estimate of the likely future outflow of economic benefits required to settle the obligation at the reporting date.

Where no reliable estimate can be made, a disclosure is made as contingent liability. A disclosure for a contingent liability is also made when there is a possible obligation or a present obligation that may, but probably will not, require an outflow of resources. Where there is a possible obligation or a present obligation in respect of which the likelihood of outflow of resources is remote, no provision or disclosure is made.

2.12 Taxes on income

The accounting treatment for the Income Tax in respect of the Company's income is based on the Accounting Standard on 'Accounting for Taxes on Income' (AS-22). The provision made for Income Tax in Accounts comprises both, the current tax and deferred tax. Provision for Current Tax is made on the assessable Income Tax rate applicable to the relevant assessment year after considering various deductions available under the Income Tax Act, 1961.

Deferred tax is recognized for all timing differences, being the differences between the taxable income and accounting income that originate in one period and are capable of reversal in one or more subsequent periods. Such deferred tax is quantified using the tax rates and laws enacted or substantively enacted as on the Balance Sheet date. The carrying amount of deferred tax asset/liability is reviewed at each Balance Sheet date and consequential adjustments are carried out.

2.13 Earnings per share

Basic earnings per share is computed by dividing the net profit after tax by the weighted average number of equity shares outstanding during the period. Diluted earnings per share is computed by dividing the profit after tax by the weighted average number of equity shares considered for deriving basic earnings per share and also the weighted average number of equity shares that could have been issued upon conversion of all dilutive potential equity shares.

The diluted potential equity shares are adjusted for the proceeds receivable had the shares been actually issued at fair value which is the average market value of the outstanding shares. Dilutive potential equity shares are deemed converted as of the beginning of the period, unless issued at a later date. Dilutive potential equity shares are determined independently for each period presented.

2.14 Cash Flow Statement

Cash flows are reported using the indirect method, whereby profit before tax is adjusted for the effects of transactions of a non-cash nature, any deferrals or accruals of past or future operating cash receipts or payments and item of income or expenses associated with investing or financing cash flows. The cash flows from operating, investing and financing activities are segregated.



2.15

SEGMENT REPORTING

The business segment has been considered as the primary segment. The Company's primary business segments are reflected based on principal business activities, the nature of service, the differing risks and returns, the organization structure and the internal financial reporting system.

The Company is engaged in the business of providing IT Infra solutions, enterprise networking, network security and Web based surveillance services and accordingly this is the only segment as envisaged in Accounting Standard 17 'Segment Reporting' therefore disclosure for Segment reporting is not applicable.


2.16

CASH & CASH EQUIVALENTS


Cash and cash equivalents comprise cash and cash on deposit with banks. The Company considers all highly liquid investments with a remaining maturity at the date of purchase of three months or less and that are readily convertible to known amounts of cash to be cash equivalents.


For Takyon Networks Limited
(Formerly known as Takyon Networks Private Limited)

For A D V & Associates
Chartered Accountants
FRN: 128045W


Vijay Jaju
Partner
Membership No.: 613332
Place: Mumbai
Date: 27th June, 2025
UDIN: 25613332BMLERA9734




Neeraj Kumar Sharma
Managing Director
DIN - 01397817


Vivek Singh
CFO


Neeraj Kumar
Whole time Director & CEO
DIN - 01397817


Pooja Sharma
Company Secretary

Date: 27th June, 2025
Place: Lucknow

Takyon Networks Limited
(Formerly known as Takyon Networks Private Limited)

NOTES ANNEXED TO AND FORMING PART OF THE STANDALONE BALANCE SHEET

Note -1. SHARE CAPITAL

Particulars	As at 31st March, 2025		As at 31st March, 2024	
	Number of shares	Amount in Lakhs	Number of shares	Amount in Lakhs
(a) Authorised Equity shares of Rs.10/- each with voting rights	1,60,00,000	1,600.00	45,00,000.00	450.00
(b) Issued, Subscribed and Paid up Equity shares of Rs.10 each with voting rights	1,05,30,000	1,053.00	35,10,000.00	351.00

(c) The Equity Shares of the company having par value of Rs. 10/- per share.

(d) Reconciliation of Shares

Particulars	2024-25		2023-2024	
	No of Shares	Amount	No of Shares	Amount
Equity Shares at the beginning of the year	35,10,000.00	351.00	35,10,000.00	351.00
Issued During the year				
Issue of Bonus Share	70,20,000.00	702.00	-	-
Equity Shares at the closing of the year	1,05,30,000.00	1,053.00	35,10,000.00	351.00

(e) Rights, preferences and restrictions attached to

Equity Shares: The Company has one class of equity shares. Each shareholder is eligible for one vote per share held. The dividend proposed by the Board of Directors is subject to the approval of the shareholders in the ensuing Annual General Meeting, except in case of interim dividend. In the event of liquidation, the equity shareholders are eligible to receive the remaining assets of the Company after distribution of all preferential amounts, in proportion to their holding.

As the company is not a subsidiary of any Company, its shares are not held by any holding or ultimate holding company.
There are no shares reserved for issue under options and contracts or commitments for the sale of shares or disinvestment.
There are no securities which are convertible into equity/preference shares.
There are no calls which are unpaid.

(f) Information regarding issue of shares in the last five years

The Company has not issued any shares without payment being received in cash.
The Company issued 70,20,000 bonus shares in the ratio of 2:1 on May 3, 2024.
The Company has not undertaken any buy-back of shares.

(g) List of Shareholders holding more than 5% share capital

Name of Shareholders	As at 31st March, 2025		As at 31st March, 2024	
	No. of Shares	%	No. of Shares	%
Manish Kumar Sharma	52,64,700.00	49.99	17,55,000.00	50.00
Neeraj Kumar	52,64,700.00	49.99	17,55,000.00	50.00
TOTAL	1,05,29,400.00	99.98	35,10,000.00	100.00

(h) Change in the Shareholding & Percentage Change -

Name of Shareholders	As at 31st March, 2025		
	No of Shares	% of Holding	Change of % During the year
Manish Kumar Sharma	52,64,700.00	49.99	200%
Neeraj Kumar	52,64,700.00	49.99	200%

Name of Shareholders	As at 31st March, 2024		
	No of Shares	% of Holding	Change of % During the year
Manish Kumar Sharma	17,55,000.00	50.00	-
Neeraj Kumar	17,55,000.00	50.00	-



(Amount in Lakhs unless otherwise stated)

Note 3 RESERVES AND SURPLUS

Particulars	As at 31st March, 2025	As at 31st March, 2024
Opening balance	2,412.12	2,057.11
Add: Profit / (Loss) for the year	638.15	357.93
Income Tax	-	(2.92)
Add/Less: Gratuity	(89.89)	-
Add/Less: Leave Encashment	(63.92)	-
Add/Less: Prepaid exp	(87.71)	-
Add/Less: Deferred Tax	(3.61)	-
Other adjustment	102.07	-
Bonus issued during the year	(702.00)	-
Closing balance	2,205.21	2,412.12

Note 4 LONG TERM BORROWINGS

Particulars	As at 31st March, 2025	As at 31st March, 2024
UNSECURED LOANS		
Loan from Director & Relatives	103.80	36.00
Loan from Bank /NBFCs	152.37	431.09
Less: Current Maturity of Long term Borrowings	129.27	300.51
	23.11	130.58
Total (a)	126.91	166.58
SECURED LOANS		
Secured loan	114.78	146.57
Less: Current Maturity of Long term Borrowings	70.42	37.69
Total (a)	44.36	108.87
TOTAL (a+b)	171.28	275.45

Refer Annexure A for Security, Interest and Repayment Detail of Borrowing.

Note 5 LONG TERM PROVISION

Particulars	As at 31st March, 2025	As at 31st March, 2024
Provision for Employee Benefits		
Provision for Gratuity	92.39	-
Provision for Leave Encashment	69.53	-
TOTAL	161.92	-

Note 6 SHORT TERM BORROWINGS

Particulars	As at 31st March, 2025	As at 31st March, 2024
SECURED LOANS		
Cash Credit	813.06	529.09
Credit Facility	23.48	199.58
Current Maturities of Long term borrowing	70.42	37.69
UNSECURED LOANS		
Short term Borrowing from NBFCs	-	494.23
Current Maturities of Long term borrowing	129.27	300.51
TOTAL	1,036.22	1,561.11

Refer Annexure A for Security, Interest and Repayment Detail of Borrowing.



Note 7 TRADE PAYABLE

Particulars	As at 31st March, 2025	As at 31st March, 2024
Micro enterprises and small enterprises	131.54	82.20
Creditors other than Micro Enterprises & Small Enterprises	2,632.30	2,005.15
TOTAL	2,763.83	2,087.35

Details of dues to Micro and Small Enterprises as defined under Micro, Small and Medium Enterprises Development Act, 2006

Micro enterprises and small enterprises	As at 31st March, 2025	As at 31st March, 2024
A. Principal amount remaining unpaid	131.54	82.20
B. Interest due thereon	6.20	-
C. Interest paid by the company in term of section 16 of the Micro, Small and Medium Enterprises Development Act, 2006 along with the amount of the payment made to the suppliers beyond the appointed day during the year	-	-
D. Interest due and payable for the period of delay in making payment (which have been paid but beyond the appointed day during the year) but without adding the interest specified under Micro, Small and Medium Enterprises Development Act, 2006	-	-
E. Interest accrued and remaining unpaid	-	-
F. Further interest remaining due and payable even in the succeeding years, until such date when the interest dues as above are actually paid to the small enterprise	-	-

Particulars	As at 31st March, 2025	As at 31st March, 2024
i) MSME		
Unbilled/Not Due	-	-
Less than 1 year	128.87	76.58
1-2 Years	2.58	0.45
2-3 Years	0.00	4.88
More than 3 Years	0.08	0.29
	131.54	82.20
ii) Others		
Unbilled/Not Due	-	-
Less than 1 year	2,526.38	1,973.56
1-2 Years	23.34	58.96
2-3 Years	58.66	60.31
More than 3 Years	23.92	-
	2,632.30	2,092.83



iii) Disputed dues- MSME		
Unbilled/Not Due	-	-
Less than 1 year	-	-
1-2 Years	-	-
2-3 Years	-	-
More than 3 Years	-	-
iv) Disputed dues- Others		
Unbilled/Not Due	-	-
Less than 1 year	-	-
1-2 Years	-	-
2-3 Years	-	-
More than 3 Years	-	-

Note 8 OTHER CURRENT LIABILITIES

Particulars	As at 31st March, 2025	As at 31st March, 2024
Imprest Payable	68.83	37.36
Advance from Customer	170.04	194.17
Expenses Payable	60.28	14.25
Salary Payable	192.11	83.49
PF Payable	41.46	14.10
ESIC Payable	4.03	2.07
GST Payable	93.71	22.94
TDS Payable	33.90	25.33
Advance for Property Sale	18.00	-
Total	682.36	393.71

Note 9 SHORT TERM PROVISIONS

Particulars	As at 31st March, 2025	As at 31st March, 2024
Provison for Employee Benefits		
Gratuity Provision	8.16	-
Leave Encashment	9.71	-
Provison for other than Employee Benefits		
Provision for Tax (Net of Advance Tax & TDS)	32.32	-
Total	50.18	-



(Amount in Lakhs unless otherwise stated)

Note 11 Deferred Tax Assets

Particulars	As at 31st March, 2025	As at 31st March, 2024
Balance at the beginning of the year	13.30	11.15
Restatement Adjustment	-3.61	-
Timing Differences due to depreciation as per the Companies Act, 2013 and the Income Tax Act, 1961	0.06	-
Timing Differences due to Gratuity & Leave Encashment	7.23	2.14
Total	16.97	13.30

Note - The management has recognised deferred tax assets only to the extent that there is a reasonable certainty of their realisation.

Note 12 Other Non Current Assets

Particulars	As at 31st March, 2025	As at 31st March, 2024
Fixed Deposits		
- Bank Deposits with remaining maturity of more than 12 months (Refer Note below)	622.85	628.45
Security Deposit	77.66	77.67
Total	700.51	706.12

Note:- FDRs are pledged as margin for Performance Bank Guarantee/Letter of Credit

Note 13 Investment

Particulars	As at 31st March, 2025	As at 31st March, 2024
Investment in Equity Instruments		
Investment in Subsidiary		
TNPL IT Services Private Limited	1.00	1.00
Total	1.00	1.00

Aggregate amount of unquoted investments	1.00	1.00
Aggregate provision for diminution in value of investments	-	-

Note 14 Inventories

Particulars	As at 31st March, 2025	As at 31st March, 2024
(Valued at cost or Net Realisable Value whichever is lower)		
Stock in Trade	827.13	1,130.43
Total	827.13	1,130.43

Particulars	As at 31st March, 2025	As at 31st March, 2024
Stock-in-trade includes inventory held by third parties (customers), as detailed below:		
Stock lying with Customers (Unbilled Stock)	198.11	614.96

Note 15 Trade Receivables

Particulars	As at 31st March, 2025	As at 31st March, 2024
Exceeding six months		
Debtors unsecured consider doubtful	-	-
Less: Bad debt Reserve	-	-
Unsecured, Considered Good	1,166.66	1,046.02
Less than six months		
Debtors unsecured consider doubtful	-	-
Less: Bad debt Reserve	-	-
Unsecured, Considered Good	4,390.96	2,889.60
Total	5,557.62	3,935.62

Particulars	As at 31st March, 2025	As at 31st March, 2024
Undisputed Trade receivable - considered good		
Unbilled/Not Due	-	-
Less than 6 Months	4,390.96	2,889.60
6-12 Months	573.99	1,010.59
1-2 Years	565.83	20.51
2-3 Years	16.59	14.92
More than 3 Years	10.24	-
Total	5,557.62	3,935.62



Undisputed Trade receivable - considered doubtful		
Unbilled/Not Due	-	-
Less than 6 Months	-	-
6-12 Months	-	-
1-2 Years	-	-
2-3 Years	-	-
More than 3 Years	-	-
Undisputed Trade receivable - considered good		
Unbilled/Not Due	-	-
Less than 6 Months	-	-
6-12 Months	-	-
1-2 Years	-	-
2-3 Years	-	-
More than 3 Years	-	-
Undisputed Trade receivable - considered doubtful		
Unbilled/Not Due	-	-
Less than 6 Months	-	-
6-12 Months	-	-
1-2 Years	-	-
2-3 Years	-	-
More than 3 Years	-	-

Note 16 Cash and bank balance

Particulars	As at 31st March, 2025	As at 31st March, 2024
Cash & cash equivalents		
Cash in Hand	9.27	15.93
Bank Balance	12.67	60.10
Total	21.94	76.03

Note 17 Short term Loans and Advances

Particulars	As at 31st March, 2025	As at 31st March, 2024
Unsecured Considered		
Advances to Suppliers	49.76	113.97
Loans and Advance to Staff	6.02	0.33
Other Loans and Advances	28.00	28.00
Loan to Related Party		
Other Advances- Related Party	9.20	29.91
Total	92.98	172.21

Note 18 Other Current Assets

Particulars	As at 31st March, 2025	As at 31st March, 2024
Retention	447.24	512.85
Prepaid Expenses	30.85	49.00
EMD	74.61	71.93
Demand Draft	54.65	66.18
MSME Interest Income Receivables	7.14	7.14
Income Tax Assets (Net of Income Tax Provision)	-	56.84
Fire Claim Receivable	-	5.58
Total	614.50	769.52



(Amount in Lakhs unless otherwise stated)

Note 19 REVENUE FROM OPERATIONS

Particulars	For the year ended 31st March, 2025	For the year ended 31st March, 2024
IT Infrastructure Solutions and Allied Services	9,940.13	9,989.30
Total - Sales	9,940.13	9,989.30

Note 20 OTHER INCOME

Particulars	For the year ended 31st March, 2025	For the year ended 31st March, 2024
Other Income	-	0.60
Discount	-	0.14
Interest on FDR	35.63	34.58
MSME Interest Income	-	7.94
Creditors written back	-	25.62
Claim from Insurance Company	-	5.58
Total	35.63	74.45

Note 21 Cost of Service Provided

Particulars	For the year ended 31st March, 2025	For the year ended 31st March, 2024
Direct Cost		
Annual Maintenance Charges	348.20	322.83
Commissioning & Installation	451.96	379.57
Recurring charges	32.94	29.90
Service charge	160.48	156.89
Manpower Support	1,652.55	1,874.38
Total	2,646.13	2,763.57

Note 22 Purchase of Stock-in Trade

Particulars	For the year ended 31st March, 2025	For the year ended 31st March, 2024
Purchases	3,338.27	3,729.75
Total Purchases	3,338.27	3,729.75

Note 23 CHANGE IN INVENTORIES

Particulars	For the year ended 31st March, 2025	For the year ended 31st March, 2024
Opening Balances of Stock in Trade	1,130.43	1,560.96
Closing Balances of Stock in Trade	827.13	1,130.43
Net (increase) / decrease	303.30	430.53

Note 24 EMPLOYEE BENEFIT EXPENSES

Particulars	For the year ended 31st March, 2025	For the year ended 31st March, 2024
Salaries and wages	1,311.41	1,250.45
Directors Remuneration	276.06	171.76
Staff Welfare	5.19	5.30
Contribution to PF & other funds	108.84	110.01
Gratuity Expenses	10.66	-
Leave Encashment	15.33	-
Total	1,727.48	1,537.51



Note 25 FINANCE COST

Particulars	For the year ended 31st March, 2025	For the year ended 31st March, 2024
Interest on loan	220.30	292.41
Interest due to MSME Creditors	6.20	-
Other Borrowing Cost	17.08	30.10
Total	243.58	322.51

Note 26 OTHER EXPENSES

Particulars	For the year ended 31st March, 2025	For the year ended 31st March, 2024
Power & Fuel	1.63	1.27
Freight Inward	32.08	39.96
Audit Fees	3.50	1.00
Business promotional Expenses	11.77	7.52
Other Expenses	9.75	7.13
Commission Expenses	9.50	29.26
Conveyance Expenses	51.00	50.68
Bad Debts	100.11	14.03
Electricity Expenses	7.96	7.20
Site Expenses	75.31	151.21
Fees & Taxes	37.51	7.83
Insurance	33.63	37.58
Licence	75.91	48.00
Legal Expenses	4.50	-
Office Expenses	34.11	29.66
Office Rent	54.37	59.12
Printing and Stationery	1.93	3.68
Professional Fees & Consultancy charges	97.51	60.94
Postage & Courier	1.89	0.06
Security Guard Expenses	4.14	4.31
Repair & Maintenance	4.60	1.01
Telephone & Mobile Expenses	4.52	4.96
Tender Fees	1.33	2.42
Tour & Travels	82.40	121.39
Loss Due to Fire	-	2.80
Meeting & Conferencing Expenses	10.07	11.76
Late Fee Penalty & Interest	7.99	-
Total	759.03	704.78



Note 10
Property, Plant & Equipment (Rs. in lakhs)

Sr No.	Particulars	Gross Block			Accumulated Depreciation			Net Block			
		As At 01-04-2024	Addition Made during the year	Deduction during the year	As At 01-04-2025	As At 01-04-2024	For the Year	Sold During the year	As At 01-04-2025	As At 01-04-2024	As At 01-04-2024
	Tangible Assets										
1	Building	171.46	-		171.46	9.01	2.74		11.75	261.71	264.45
2	Computer	32.83	2.97		35.78	19.27	7.39		26.66	9.13	13.54
3	Furniture & Fixtures	10.95	-		10.95	5.90	1.04		6.44	4.50	5.54
4	Motor Car	152.10	-		152.39	21.37	13.32		34.69	77.41	90.72
5	Office Equipment	18.78	1.08		20.26	25.74	0.74		26.48	3.08	3.05
	TOTAL	348.10	4.95	-	352.45	70.80	25.23	-	96.03	254.42	277.30
	Intangible Assets										
1	License	216.19	-		216.19	138.80	43.24		181.24	34.95	78.33
	TOTAL	216.19	-	-	216.19	138.80	43.24	-	181.24	34.95	78.33
	GRAND TOTAL	564.29	4.95	-	568.63	208.80	68.47	-	277.27	291.37	355.63



Note 27 Earnings Per Equity Share:

Particulars	For the Year ended	
	31st March, 2025	31st March, 2024
Net profit for the year after tax	638.15	357.93
Weighted average number of equity shares outstanding (Considering Bonus)*	1,05,30,000	1,05,30,000
Nominal value of the shares (Rs.)	10.00	10.00
Basic & Diluted Earning per share (Rs.)	6.06	3.40

Note 28 Value of Imports Calculated on C.I.F. Basis

Particulars	For the Year ended	
	31st March, 2025	31st March, 2024
i. Raw Materials / Stock-in-trade	-	-
ii. Components and spare parts	-	-
iii. Capital goods	-	-
Total	-	-

Note 29 Earnings in Foreign Exchange

Particulars	For the Year ended	
	31st March, 2025	31st March, 2024
Earnings in Foreign Exchange	-	-

Note 30 LEASE

Particulars	For the Year ended	
	31st March, 2025	31st March, 2024
Operating lease as lessee		
The company has taken a land and building at Property No DTJ 911, DLF Tower B, Jasola, New Delhi from ISC IT SERVICES PVT LTD on an operating lease starting from 1st February 2024 to 31st January, 2026		
Payable with in One year	20,55,600.00	20,55,600.00
Payable between one and five years	17,13,000.00	37,68,600.00
Payable after five years	-	-



Note 31**DETAILS OF CONTINGENT LIABILITIES AND COMMITMENTS AS RESTATED**

(Amount in Lakhs unless otherwise stated)

Particulars	For the year ended 31st March, 2025	For the year ended 31st March, 2024
Contingent Liabilities		
(a) Claims against the company not acknowledged as debt,	-	-
(b) Guarantees	1,141.37	1,065.98
(c) Other money for which the company is contingently liable		
Income Tax	-	29.35
TDS	1.85	0.90
Commitments		
(a) Estimated amount of contracts remaining to be executed on capital account and not provided for	-	-
(b) Uncalled liability on shares and other investments partly paid	-	-
(c) Other commitments	-	-
TOTAL	1,143.22	1,096.23



Note 32

Related Party Transactions

(i) Names of the related party and nature of relationship where control/significant influence exists

Key management personnel (KMP) and their close members of family

Name of the related party	Nature of relationship
Key Management Personnel & Directors	
Manish Sharma Kumar	Managing Director
Neeraj Kumar	Whole-time Director & CFO
Nikhil Laxman Buran	Executive Director
Pranab Goyal	Executive Director
Advaita Jaiswal	Non Executive Director
Nvati Singh	Non Executive Director
Sarita Paswan	Non Executive Director
Vivek Singh	CFO
Pooja Sharma	Company Secretary
Relatives of KMP	
Nidhi Sharma	Relative of KMP
Sarita Kuman	Relative of KMP
Mehakshi Goyal	Relative of KMP
Pritya Nikhil Buran	Relative of KMP
Naha Singh	Relative of KMP

(ii) Entity controlled or jointly controlled by a person identified in (i) above

TNPL IT Service Private Limited (Subsidiary Company)

M/s Takyon Networks

M/s Finepolis Consultants LLP



(iii) Details of transactions with related parties and balances

Name	Relationship	Nature of transaction	31 March, 2025		31 March, 2024	
			Amount of transaction during the year	Balance as at 31 March 2025 Receivables/ (Payables)	Amount of transaction during the year	Balance as at 31 March 2024 Receivables/ (Payables)
Manish Sharma Kumar	Managing Director	Salary	67.10	(12.91)	67.40	
		Incentive	-	-	-	
		Rent	(2.91)	(12.10)	(2.91)	
		Loan Taken	92.80	(92.80)		
		Loan Repaid	30.00			
Neesaj Kumar	Whole-time Director & CFO	Salary	67.10	(12.10)	67.40	(1.27)
		Incentive	-	-	-	
		Rent	(2.91)	(9.69)	(2.91)	
		Loan Taken	-	-	-	
		Loan Repaid	-	-	-	
Nikhil Laxman Bera	Executive Director	Salary	107.67	(12.00)	12.34	
		Incentive	10.00			
Parsh Goyal	Executive Director	Professional Fee	14.00	-	(2.42)	(0.99)
		Loan Taken	3.00	(40.00)	20.00	(30.00)
		Loan Repaid	-	-	-	
Nidhi Sharma	Relative of KMP	Salary	4.20	(1.50)	0.00	
		Loan Given	-	-	0.00	
		Loan Repayment Received	9.62	9.20	0.00	(4.82)
Vivek Singh	CFO	Professional Fee	14.25	(2.50)	4.50	(0.00)
		Loan Taken	10.00			
		Loan Repaid	10.00			
Sarita Kumar	Relative of KMP	Salary	0.00	(1.00)	0.00	
		Loan Given	-	-		
		Loan Repayment Received	11.00	-	5.50	(1.00)



Meenakshi Goyal	Relative of KMP	Salary	6.16	(1.66)	6.60	-
Priya Nikhil Baram	Relative of KMP	Site Expenses	-	-	-	-
Neha Singh	Relative of KMP	Salary	9.00	(1.90)	9.00	(9.71)
Pooja Sharma	Company Secretary	Salary	1.21	1.90		
TNPL IT Service Private Limited	Subsidiary	Sales	-	-	90.18	-
		Advance Received	-	-	118.93	(118.93)
		Purchase	18.84	(19.40)		
M/s Takyon Networks	Entity controlled or jointly controlled by KMP	Loan Given	19.25	-	8.71	
		Loan Repayment Received	19.25	-	19.25	-
M/s Finapolo Consultants LLP	Entity controlled or jointly controlled by KMP	Marginover Charges	-	-	36.31	-



Note 33**Employee Benefits**

Defined-contribution plans:

All short-term employee benefits are accounted on undiscounted basis during the accounting period based on services rendered by employees.

The Company's contribution to Provident Fund is determined based on a fixed percentage of the eligible employees' salary and charged to the Statement of Profit and Loss on accrual basis.

The Company has made provision for payment of Gratuity to its employees. This Provision is made as per the method prescribed under the Payment of Gratuity Act. The cost of providing gratuity under this plan is determined on the basis of actuarial valuation at year/period end. The Company has adopted the Accounting Standard 15 (revised 2005) on Employee Benefits during the restated financials period. The disclosure as envisaged under the Accounting Standard is provided hereunder:

Details of Gratuity Expenses	2024-25	2023-24
Profit and loss account for the period		
Current service cost	22.55	22.36
Interest Cost	6.52	5.14
Expected return on plan assets	-	-
Net actuarial loss/(gain)	(18.41)	(7.58)
Recognized Past Service Cost-Vested	-	-
Benefits paid	-	-
Loss (gain) on curtailments	-	-
Total included in 'Employee Benefit Expense'	10.66	19.93
prior year charge		
Total Charge to P&L	10.66	19.93
Reconciliation of defined benefit obligation		
Opening Defined Benefit Obligation	89.88	70.93
Transfer in/(out) obligation	-	-
Current service cost	22.55	22.36
Interest cost	6.52	5.14
Actuarial loss (gain)	(18.41)	(7.58)
Past service cost	-	-
Benefits paid	-	(0.97)
prior year charge	-	-
Closing Defined Benefit Obligation	100.54	89.88
Table of experience adjustments	100.54	89.88
Defined Benefit Obligation	100.54	89.88
Plan Assets	-	-
Surplus/(Deficit)	100.54	89.88
Reconciliation of plan assets		
Opening value of plan assets	-	-
Transfer in/(out) plan assets	-	-
Expenses deducted from the fund	-	-
Expected return	-	-
Actuarial gain/(loss)	-	-
Contributions by employer	-	-



Benefits paid	-	-
Closing value of plan assets	-	-
Details of Gratuity Expenses		
Reconciliation of net defined benefit liability		
Net opening provision in books of accounts	89.88	70.93
-Transfer in/(out) obligation	-	-
Transfer (in)/out plan assets	-	-
Employee Benefit Expense	10.66	19.93
Benefits paid by the Company	-	(0.97)
Contributions to plan assets	-	-
Closing provision in books of accounts	100.54	89.89
Bifurcation of liability		
Current Liability	8.16	5.17
Non-Current Liability	92.39	84.72
Net Liability	100.54	89.89
Principle actuarial assumptions		
Discount Rate	7.00%	7.25%
Expected Return on Plan Assets	-	-
Salary Escalation Rate	5.00%	5.00%



Note: 24 Accounting Ratios

(All amounts are in Lakhs unless otherwise stated)

Sr. No.	Ratio	Formula Heads	2024-25		2023-24	
1	Current Ratio (in times) (Current Assets/ Current Liabilities) Change in Ratio	Current Assets	7,114.17		6,083.81	
		Current Liabilities	4,532.61		4,042.17	
		Current Assets/ Current Liabilities	1.57		1.51	
			-4.28%			
			2024-25		2023-24	
2	Debt Equity Ratio (in times) (Total Debt/ Total Equity) Change in Ratio	Total Debt	1,207.50		1,836.50	
		Equity	3,258.21		2,763.12	
		Total Debt/ Total Equity	0.37		0.66	
			-44.24%			
	Reason for change in Ratio		There is repayment of Borrowing hence decrease in this ratio			
			2024-25		2023-24	
3	Debt Service Coverage Ratio (in times) (EBITDA/ Interest Expense + Current payment of Principal amount) Change in Ratio	EBITDA	1,165.93		823.13	
		Interest	243.58		322.51	
		Current Payment of Principal Payment	338.20		409.17	
		EBITDA/ (Interest Expense + Current payment of Principal amount)	2.00		1.13	
			76.14%			
	Reason for change in Ratio		Change in ratio due to decrease in net Interest Cost			
			2024-25		2023-24	
4	Return on Equity Ratio (in %) (Profit after tax/ Average Equity) Change in Ratio	Profit after tax	638.15		337.93	
		Average Equity	702.00		526.50	
		Profit after tax/ Average Equity	90.90%		67.98%	
			33.72%			
			2024-25		2023-24	
5	Inventory Turnover Ratio (in times) (Cost of Goods Sold / Average Inventory) Change in Ratio	Cost of Goods Sold	6,287.70		3,194.10	
		Average Inventory	978.78		413.56	
		Cost of Goods Sold / Average Inventory	6.42		7.72	
			-16.82%			
			2024-25		2023-24	
6	Trade Receivables Turnover Ratio (in times) (Sales/Average Trade Receivables) Change in Ratio	Revenue from operations	9,940.13		9,989.30	
		Average Debtors	4,746.62		3,935.62	
		(Sales/Average Trade Receivables)	2.09		2.54	
			-17.49%			
			2024-25		2023-24	
7	Trade Payables Turnover Ratio (in times) (Net Credit Purchases/Average Trade Payables) Change in Ratio	Net Purchases	3,338.27		3,729.75	
		Average Creditors	2,425.99		2,087.35	
		(Net Credit Purchases/Average Trade Payables)	1.38		1.79	
			-22.98%			
			2024-25		2023-24	
8	Net Capital Turnover Ratio (in times) (Revenue from Operations/Average Working Capital) Change in Ratio	Revenue from operations	9,940.13		9,989.30	
		Average working capital i.e. Total current assets less Total current liabilities	2,311.61		2,943.65	
		Revenue from Operations/Average Working Capital	4.30		4.89	
			-12.11%			
			2024-25		2023-24	
9	Net Profit Ratio (in %) (Profit for the year/Revenue from operations) Change in Ratio	Net Profit	889.32		494.79	
		Revenue from operations	9,940.13		9,989.30	
		Profit for the year/Revenue from operations	8.95%		4.95%	
			80.67%			
	Reason for change in Ratio		Due to increase in Profit in Current year as compared to last year there is change in this ratio			
			2024-25		2023-24	
10	Return on Capital Employed (in %) (Profit before tax and finance costs/ Capital Employed) Change in Ratio	Profit before tax plus Interest cost	1,133.09		817.30	
		Capital Employed = Total Equity plus total borrowing plus deferred tax liabilities	2,260.50		2,187.54	
		Profit before tax and finance costs/ Equity and borrowings	50.13%		37.36%	
			34.17%			
	Reason for change in Ratio		Due to increase in Profit in Current year as compared to last year there is change in this ratio			



Note 25

Additional Regulatory Information as required by Para 7 of Part - I to Schedule III to The Companies Act, 2013:

(i) The title deeds of the Office Building are not held in the name of the Company the detail is as follows:

Relevant line item in the Balance sheet	Description of item of property	Gross carrying value	Whether title deed holder is a promoter, director or relative of promoter/director or employee of promoter/director	Property held since which date	Reason for not being held in the name of the company**
PPE	Building	81.58	Yes, Property Held by Promoter	02-07-2018	-

(ii) The company has granted loans or advances to the related party which are repayable on demand and without specifying any terms or period of repayment the detail is as follows:

Name	31st March, 2024		31st March, 2024	
	Loan Given	Loan Outstanding	Loan Given	Loan Outstanding
Rishi Sharma	-	9.20	-	18.82
Tarika Kumar	-	-	-	11.09
10% Takyon Networks	19.25	-	8.71	-

(iii) The company has not granted loans or advances in the nature of loan to promoters, directors, KMP and the related parties (as defined under Companies Act, 2013), either severally or jointly with any other persons, which are repayable on demand or without specifying any terms or period of repayment. Accordingly disclosures as required under this para are not applicable.

(iv) The Company does not have any capital work in progress. Accordingly disclosures as required under this para are not applicable.

(v) The company does not have any intangible assets Under Development. Accordingly disclosures as required under this para are not applicable.

(vi) There has been no proceeding initiated or pending against the company for holding any benami property under the Prohibition of Benami Property Transactions Act, 1988 and the rules made thereunder. Accordingly disclosures under this para is not applicable.

(vii) The Company has borrowings from banks or financial institutions on the basis of security of current assets. No material discrepancies have been noticed in the Quarterly statements filed for Current Assets (Stock statements, book debt statements, statements on aging analysis of the debtors/other receivables) held by the company in comparison with the stock and book debts as per books of accounts.

Particulars	Period	As per Books	As per Statement	Difference	Reason for Difference
Stock	September 2024	817.75	868.81	117.52	-
Stock	December 2024	751.48	814.51	181.13	-

(viii) The company has not been declared as willful defaulter by any bank or financial institution or other lender. Accordingly disclosures under this para is not applicable.

(ix) The company has not entered into any transaction with companies struck off under section 248 of the Companies Act, 2013 or section 560 of Companies Act, 1956. Accordingly disclosures under this para is not applicable.

(x) There are no charges or satisfaction pending for registration with the Registrar of Companies beyond the statutory period. Accordingly disclosures under this para is not required.

(xi) The company has one subsidiary and accordingly company has complied with number of layers prescribed under clause (E7) of section 2 of the Companies Act, 2013 read with Companies (Restriction on Number of Layers) Rules, 2017.

(xii) No Scheme of Arrangements has been approved by the Competent Authority in terms of Sections 230 to 231 of the Companies Act, 2013. Accordingly disclosures under this para is not applicable.

(xiii) The Company has not advanced or loaned or invested funds to any other person(s) or entity(ies), including foreign entities (intermediaries) with the understanding that the intermediary shall (a) directly or indirectly lend or invest in other persons or entities identified in any manner whatsoever by or on behalf of the company (Ultimate Beneficiaries) or (b) provide any guarantee, security or the like to or on behalf of the Ultimate Beneficiaries.

(xiv) The Company has not received any fund from any person(s) or entity(ies), including foreign entities (Funding Party) with the understanding (whether recorded in writing or otherwise) that the Company shall (a) directly or indirectly lend or invest in other persons or entities identified in any manner whatsoever by or on behalf of the Funding Party (Ultimate Beneficiaries) or (b) provide any guarantee, security or the like to or on behalf of the Ultimate Beneficiaries.

Note 26
Additional Regulatory Information as required by Para 3 (d) to (e) of Part - II to Schedule III to the Companies Act, 2013:

(i) There are no transactions not recorded in the books of accounts that has been surrendered or disclosed as income in the books of account during the year in the tax assessment under the Income Tax Act, 1961.

(ii) The company is not required to spend CSR expenditure under section 135 of the Companies Act. Accordingly disclosures as required under this para is not applicable.

(iii) The Company has not traded or invested in Cryptocurrency or Virtual Currency and therefore, the disclosures as sought is not applicable.

Note 27

Previous year figures have been regrouped, rearranged and reclassified wherever considered necessary.



